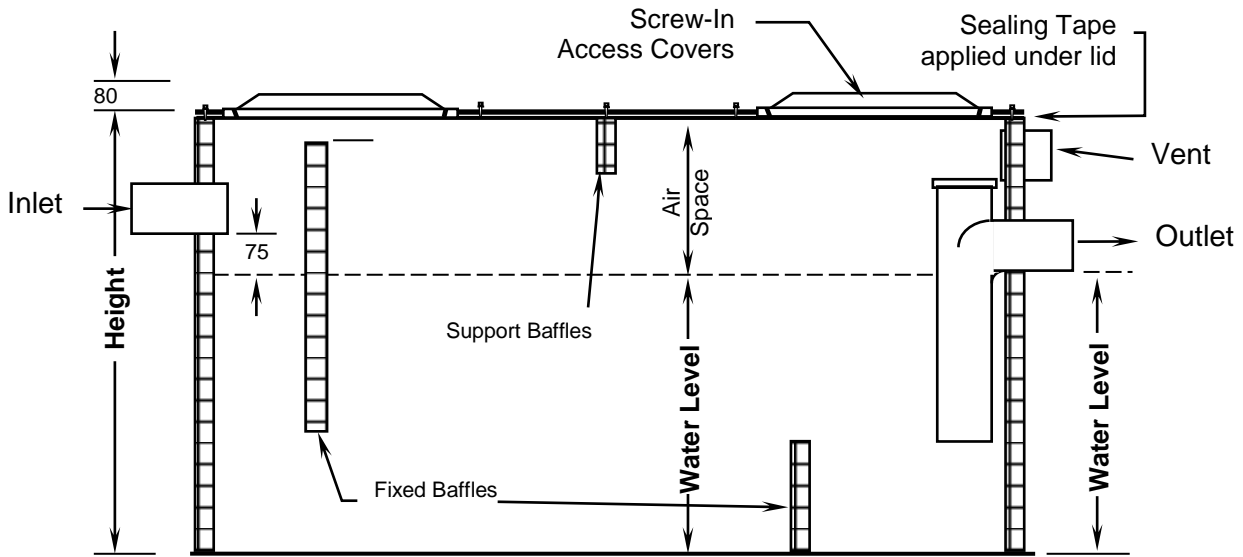


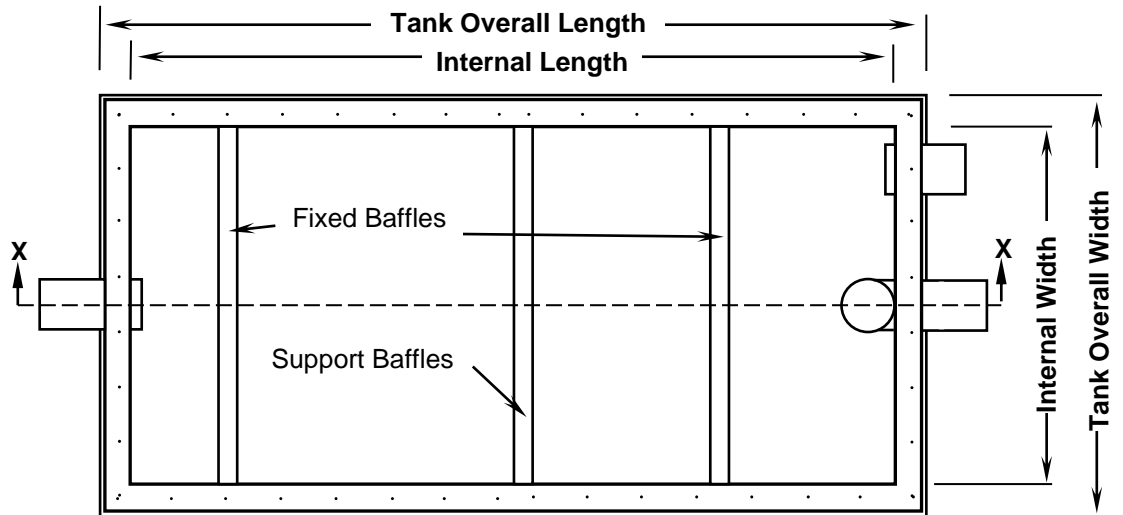
# Grease Interceptor - Paneltim® Viking

Above-Ground

VPT9-2



**SECTION X-X**



**PLAN VIEW**  
(shown without lids)

**NOTES:**

- The interceptor, including baffles, is constructed of **Paneltim construction panel**.
- Pipe nozzles are Polypropylene.
- If installed externally, the tank must be protected from direct sunlight.
- The interceptor is to be installed in a position that provides ready access for maintenance, inspection and cleaning purposes.
- The relevant authority must approve the proposed location of a grease interceptor prior to its installation.
- A program for regular maintenance and cleaning should be established with an authorised waste collection contractor.
- The tank depicted conforms to approved design drawings for regions of VIC, TAS, WA and some areas of QLD and NSW. For installations in other areas, including regions governed by Sydney Water, we recommend the appropriateness of the tank design and its proposed location be verified for use by the local Authority prior to order placement.

**Dimensions (mm)**

Model	Capacity (litres)	Internal Dimensions				Overall Dimensions			Inlet dia	Outlet dia	Vent dia	Air Space
		Length	Width	Water Height	Height	Length	Width	Height				
<i>(Feb 2016)</i> <b>PT9-2-600</b>	600	1250	740	660	960	1390	860	1030	100	100	50	300
<b>PT9-2-1000</b>	1000	1500	880	760	1060	1640	1000	1120	100	100	100	300
<b>PT9-2-1500</b>	1500	2000	900	830	1130	2140	1030	1140	100	100	100	300
<b>PT9-2-2000</b>	2000	2200	900	1000	1300	2340	1030	1310	100	100	100	300
<b>PT9-2-2500</b>	2500	2800	900	1000	1300	2940	1030	1310	100	100	100	300

Viking Plastics Engineering Pty Ltd  
143 Woodlands Drive, Braeside Vic 3195

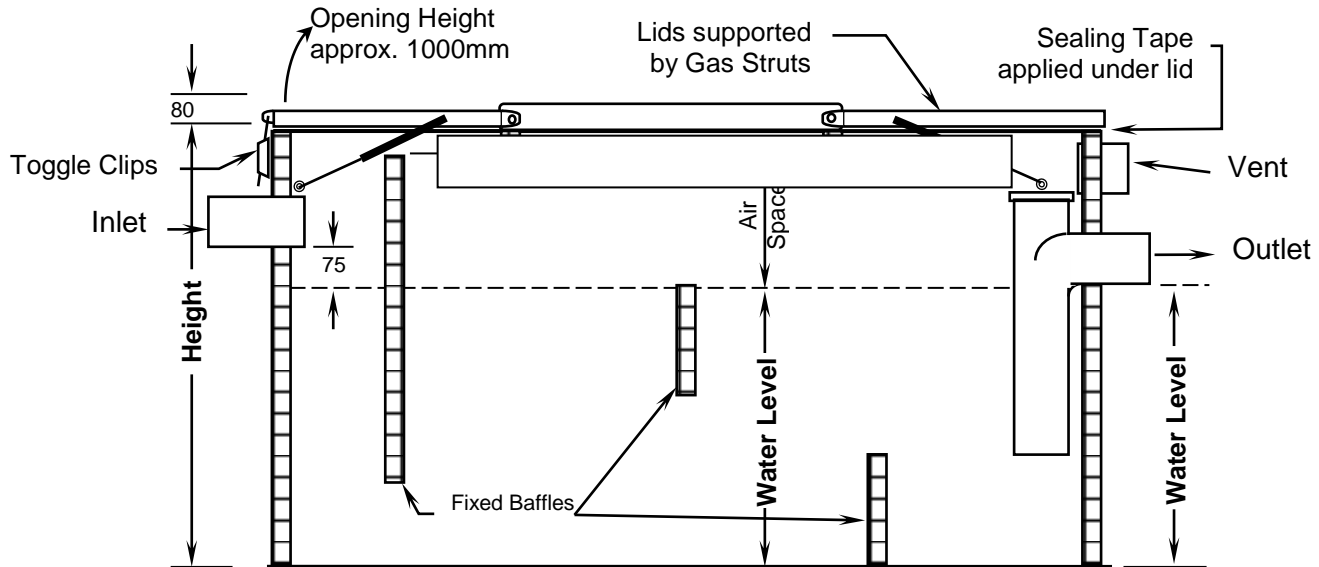
For further information call:

# Grease Interceptor - Paneltim®

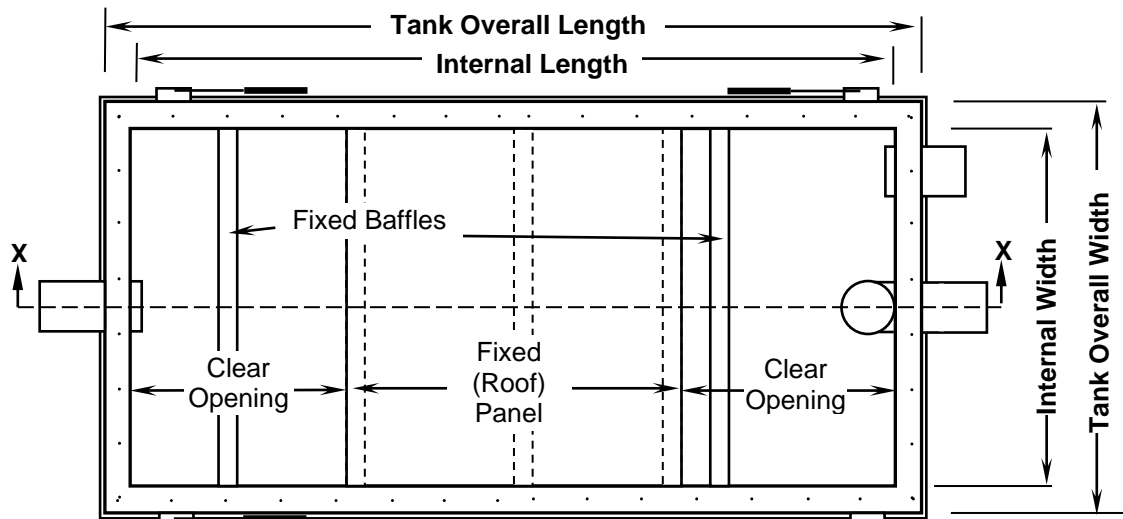


Above-Ground

VPT9-2



**SECTION X-X**



**PLAN VIEW**

(shown without lids)

**NOTES:**

- The interceptor, including baffles, is constructed of **Paneltim construction panel**.
- Hinged lids with gas strut supports (as depicted) provide maximum access. Circular screw-in covers in a fixed lid are an optional alternative.
- Pipe nozzles are Polypropylene.
- If installed externally, the tank must be protected from direct sunlight.
- The interceptor is to be installed in a position that provides ready access for maintenance, inspection and cleaning purposes.
- The relevant authority must approve the proposed location of a grease interceptor prior to its installation.
- A program for regular maintenance and cleaning should be established with an authorised waste collection contractor.
- The tank depicted conforms to approved design drawings for regions of VIC, TAS, WA and some areas of QLD and NSW. For installations in other areas, including regions governed by Sydney Water, we recommend the appropriateness of the tank design and its proposed location be verified for use by the local Authority prior to order placement.

**Dimensions (mm)**

Model	Capacity (litres)	Internal Dimensions				Overall Dimensions (base)			Inlet dia	Outlet dia	Vent dia	Air Space
		Length	Width	Water	Height	Length	Width	Height				
(Feb 2016)												
<b>PT9-2-3000H</b>	3000	3000	1000	1000	1300	3140	1130	1310	100	100	100	300
<b>PT9-2-4000H</b>	4000	3000	1350	1000	1300	3140	1480	1310	100	100	100	300
<b>PT9-2-5000H</b>	5000	3000	1500	1120	1420	3140	1630	1430	100	100	100	300
<b>PT9-2-7500H</b>	7500	3600	1800	1200	1500	3740	1930	1510	150	150	100	300
<b>PT9-2-10000H</b>	10000	4000	2000	1250	1550	4140	2130	1560	150	150	100	300

Viking Plastics Engineering Pty Ltd  
143 Woodlands Drive, Braeside Vic 3195

For further information call: